

Including Preschoolers in your Summer Reading Program

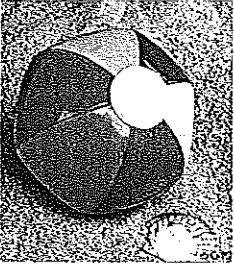
Things to think about:

- ❖ Promoting literacy and print motivation at all age levels
- ❖ Numbers- you can practically double your participation in your program.
- ❖ Being more family-friendly
- ❖ Logistics:
 - Staffing and training
 - keeping track of books and prizes
- ❖ Prizes- finding prizes that are age appropriate as well as funding the additional materials
- ❖ Goals and goal prizes
- ❖ Keeping the program balanced, i.e.: making sure the elementary age children still feel special and that the program is not for babies
- ❖ Providing reading lists and age-appropriate materials
- ❖ Extra programs for the preschool age group
- ❖ Advertising


Simple Program Ideas for Preschoolers

- Read to Me Storytimes
- Cooks and books (storytime with a simple cooking activity)
- Costume parade (we usually craft something for them to carry and then parade around the library)
- Family playtime
- Crafting
- Live Music and Sing-along
- Family films or pre-school films
- Storybook picnic
- Book buddies
- Board gaming (Fancy Nancy, Candyland etc...)


Prize Ideas for all Ages




Mini inflatable beach balls
\$5.99/dozen at
www.orientaltrading.com




Frog squirts (also available
with fish, sharks, alligators,
and turtles)
\$5.99/dozen at
www.orientaltrading.com



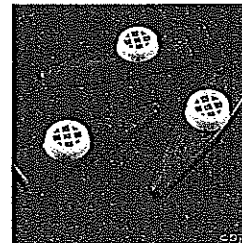
Rainbow mini springs
\$9.99/50 pieces at
www.orientaltrading.com



Frog finger puppets
\$9.99/72 pieces at
www.orientaltrading.com



Giant pond critters fuzzy
posters
\$9.99/dozen (on sale
\$3.97) at
www.orientaltrading.com



Kazoos
\$5.99/72 pieces at
www.orientaltrading.com




Mini Telescopes
\$2.99/dozen at
www.orientaltrading.com

PLUS:

Stickers
Tattoos
Notepads
Book bags
Bookmarks

Read to Me Training Agenda



- 10am-12pm
- Opening: share a book story time style with the teens
- Why do we have storytime?
 - Talk about literacy and print motivation
- How do we choose materials? Show examples
- How do we present materials? Show examples
- Look at the planner sheet and talk about learning styles and keeping children engaged
- 45 minutes for teens to sign up for dates and choose one material that they would like to present
- Take turns having each teen present 1 book or song or FB etc...
- Talk about what worked and what could have been better.
- Use rest of time to choose more materials and practice

- *each R2M session includes a 30 minute prep time for the teens followed by a 30 minute storytime

Read To Me Planning Sheet

Choose your materials:

Now put them in order:

Opening:

Books:

1.

2.

3.

4.

Songs/FP:

1.

2.

Activities:

1.

2.

FB/Puppets/Draw and Tell:

1.

2.

Closing:

1.

2.

3.

4.

5.

6.

7.

8.

9.

10.

11.

12.