


Super Shapes Craft

Pre-K – Engineering/creating characters out of Art Shapes

Supplies to place in bag:

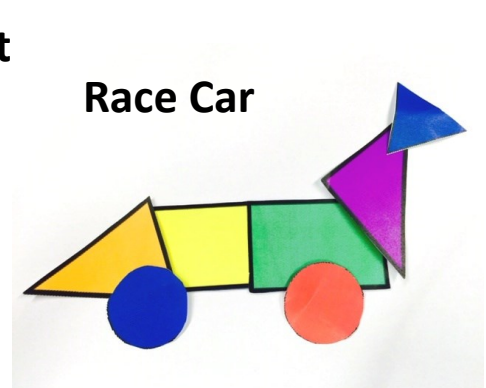


- Cut out shapes from the three pages
- 8 ½” by 11” printer paper, one sheet
- One glue stick



Instructions:

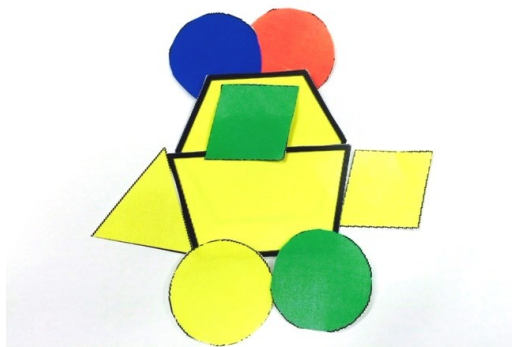
Your goal is to create a superhero or super-car or super animal out of the shapes in your bag. Or copy one of the example pictures below using the different colorful shapes in the bag.

Create Something Super!!!




Create Something Super!!!



Ambulance





Rocket



Unicorn




Race Car




Wolverine

Create Something Super!!!


Unicorn




Race Car



Hulk



Cop Car



Superman

